


# Automate more

– register your company cards with Companyexpense

1

## Card purchases

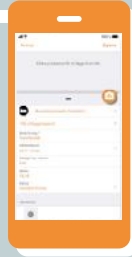


Your employee uses their company card to make a purchase.

The transaction is sent directly to Companyexpense.

2

## The expense is created



The transaction automatically creates an expense in our app.

Using our app, your employee either snaps a shot of the receipt or forwards it via email.

3

## Matched to invoice




Expenses are then automatically matched to the correct invoice.

All transactions for the invoice period are locked to the report.

4

## Report submitted



When you receive the card supplier's invoice, your employee can submit their report.

5

## Posted and done



The report is automatically posted.

Complete and with the correct documentation.



All transactions can be found in one location

Automatic matching against card invoice

Automatically generated expenses

Correct exchange rates

Automatic posting